



10100 Trinity Parkway, Suite 100, Stockton, CA 95219
SJ Health Board of Directors – Quality Committee Agenda
Monday November 28, 2022 at 4:00 p.m.

[Click here to join the meeting](#)

[+1 209-645-4071](#) United States, Stockton (Toll)

Phone Conference ID: 262 298 430#

- | | | |
|---|---|---------------|
| 1. Call to Order | | Kristin Shinn |
| 2. Approval of Minutes from June 27, 2022 & August 29, 2022 | * | Kristin Shinn |
| 3. Clinical Quality Report | * | Angela Ayala |
| 4. Adjournment | | Kristin Shin |

***Action Item**

Next Meeting Date: February 27, 2023 at 4:00pm
Microsoft Teams Meeting

Note: If you need disability-related modification or accommodation to participate in this meeting, please contact San Joaquin Health Centers at (209) 953-3711 at least 48 hours prior to the start of the meeting. Government Code Section 54954.2(a) - materials related to an item on this agenda submitted to the Board after distribution of the agenda packet are available for public inspection by contacting SJ Health Clinic Administration at 10100 Trinity Parkway, Suite 100, Stockton, CA 95219 during normal business hours.

Minutes of August 29, 2022

San Joaquin Health Centers Board of Directors – Quality Committee

Board Members Present: Farhan Fadoo (SJHC CEO); Jessica Hernandez (Quality Committee); Kristin Shinn (Quality Chair)

Board Members Excused Absent: Bernadette Pua (Quality Committee)

Board Members Unexcused Absent: Karen Lee (Quality Committee)

SJHC Staff: Michael Allen (Board Clerk); Angela Ayala; Jonathon Diulio (SJHC Director of Quality); Rajat Simhan; Alice Souligne (COO); Kris Zuniga (CFO)

Guests: Carla Bomben (SJGH Standards & Compliance)

AGENDA ITEM	ATTACHMENTS	ACTION
<p>1. <u>Call to Order (Kristin Shinn, SJHC Board Member)</u> The meeting was called to order at 4:06 p.m. A quorum was not established for today's meeting.</p>	No attachments	No action required
<p>2. <u>Approval of Minutes from 6/27/2022 (Kristin Shinn, SJHC Board Member)</u> As we did not have a quorum for this session, approval of minutes will be deferred to next meeting.</p>	Quality Committee Meeting Minutes from June 27, 2022	Approval of minutes deferred to next meeting, due to lack of quorum
<p>3. <u>Introduction of Dr. Diulio (Jonathon Diulio, SJHC Staff)</u> Dr. Diulio intro</p>	No attachments	No action required
<p>4. <u>Committee Change Announcements</u></p> <ul style="list-style-type: none"> a. Quality Subcommittee meetings will be going back to a quarterly cadence. This will free up quality team work hours and allow for sufficient time to compare trends. b. Kristin Shinn was officially recognized as new Quality Committee chair. c. Susan Thorner will be assisting with efforts to ensure compliance. 	No attachments	No action required
<p>5. <u>Clinical Quality Report (Angela Ayala, SJCC Staff)</u> July quality metrics were reviewed.</p> <p>August updates include gap closure efforts, although Saturday clinics have been suspended until more resources are available. Pediatric backpack distribution occurring at French Camp clinic. Clinic team engagement is focusing on well care visits, streamlining information regarding payer partner benefits to our patients, and ensuring adequate use of reporting codes. 2-week sprints continue with focus on clinical workflows. Draft dashboard presented to leadership with focuses on: cervical cancer screening, breast cancer screening, an well care visits.</p> <p>Patient satisfaction metrics were shown and Michael explained how the numbers are reached and what ways we examine the data on a monthly and quarterly basis.</p>	Quality Committee Report – July & August 2022	No action required

<p>August quality metrics were reviewed. Several metrics have seen a downward trend, which we attribute to staffing challenges.</p> <p>Children's health measures were reviewed and there was a noted improvement since June. Measures that declined only did so very minimally.</p>		
<p>6. <u>Adjournment</u> There being no further topics of discussion, Kristin Shinn adjourned the meeting at 4:34 p.m.</p>	<p>No attachments</p>	<p>No action required</p>

2022 QUARTERLY QUALITY REPORT

September - November

1. Department Updates

- Recruitment of two positions to support outreach.

2. Department Work Updates

- Gap Closure Clinics
 - Continuing Gap Closure Clinics based on provider availability
 - Weekly Thursday Pap Clinics
- Clinic Team Engagement Efforts
 - Monthly quality improvement sessions
 - Pediatrics – Well Care Visits, Developmental Screenings, Weight Assessment and Counseling
 - Adult Medicine – BMI Screening and Follow-up, Tobacco Use Screening and Cessation, Advance Care Planning
 - Introduction of Cologuard
 - 1:1 Education sessions with clinicians
- 2-week Sprints with Clinic Operations
 - Closing gap with emphasis on Women's Health
- Reporting
 - Provider Level Reporting
 - Quality Incentive Program PY5 Performance Dashboard
 - Provider Specific Scorecards

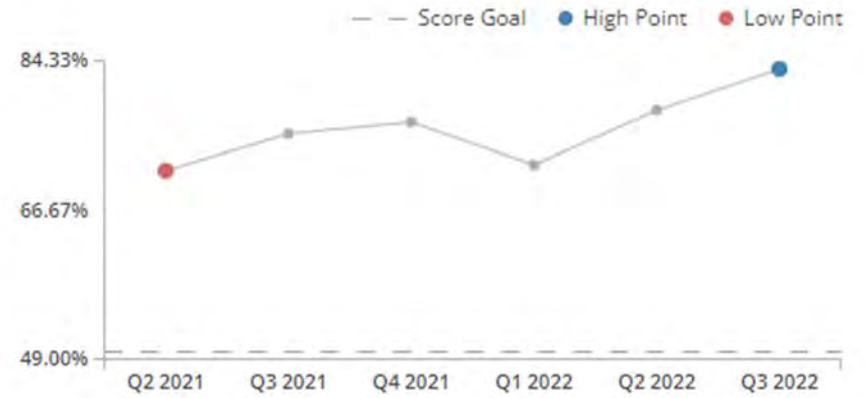
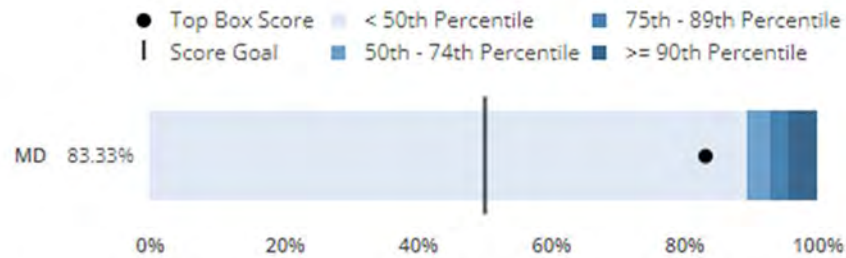
3. Ongoing Efforts

- Affinity Project
- Outreach
 - Well Care Visits
 - Colorectal Cancer Screenings
- Providing feedback to our clinical teams

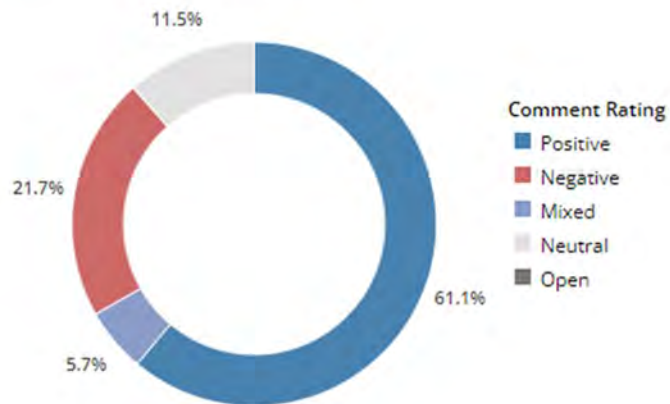
4. Patient Satisfaction

Service Line Performance ⓘ

CAHPS Rate 0-10



Comment Distribution ⓘ



5. Overall Performance Updates

- HPSJ-HEDIS Performance Comparison

Measure	Measure Desc	Denominator	50th Percentile	August Score	October Score	Status Change
BCS	Breast Cancer Screening	2,242	53.93%	42.14%	46.65%	4.51%
CBP	Controlling High Blood Pressure	2,492	56.00%	47.03%	53.09%	6.06%
CCS	Cervical Cancer Screening	9,752	60.00%	44.51%	48.24%	3.73%
CHL	Chlamydia Screening in Women	1,031	55.00%	54.65%	59.75%	5.10%
CIS	Childhood Immunization Status - Combo 10	529	39.00%	36.40%	38.56%	2.16%
COL	Colorectal Cancer Screening	6,477	38.59%		24.52%	24.52%
EED	Eye Exam for Patients With Diabetes	2,133	51.36%	30.92%	40.79%	9.87%
HBD	Hemoglobin A1c Control for Patients With Diabetes - HbA1C Poor Control > 9.0	2,133	43.19%	51.49%	42.71%	-8.78%
IMA	Immunizations for Adolescents - Combo 2	555	37.00%	33.81%	36.58%	2.77%
KED	Kidney Health Evaluation for Patients With Diabetes	2,111	TBD	16.04%	25.44%	9.40%
LSC	Lead Screening in Children	531	72.00%	72.08%	72.88%	0.80%
PPC	Prenatal and Postpartum Care - Postpartum Care	713	77.00%	66.25%	71.53%	5.28%
PPC	Prenatal and Postpartum Care - Timeliness of Prenatal Care	713	86.00%	83.22%	83.03%	-0.19%
W30	Well-Child Visits in the First 30 Months of Life - Age 15 Months - 30 Months	533	71.00%	60.61%	63.04%	2.43%
W30	Well-Child Visits in the First 30 Months of Life - First 15 Months	291	55.00%	41.72%	46.39%	4.67%
WCC	Weight Assessment and Counseling for Nutrition and Physical Activity for Children and Adolescents - BMI	5,604	76.64%	34.39%	46.04%	11.65%
WCC	Weight Assessment and Counseling for Nutrition and Physical Activity for Children and Adolescents - Nutrition	5,604	70.11%	34.90%	52.50%	17.60%
WCC	Weight Assessment and Counseling for Nutrition and Physical Activity for Children and Adolescents - Physical Activity	5,604	66.18%	35.63%	54.87%	19.24%
WCV	Child and Adolescent Well-Care Visits	10,779	46.00%	24.83%	41.19%	16.36%